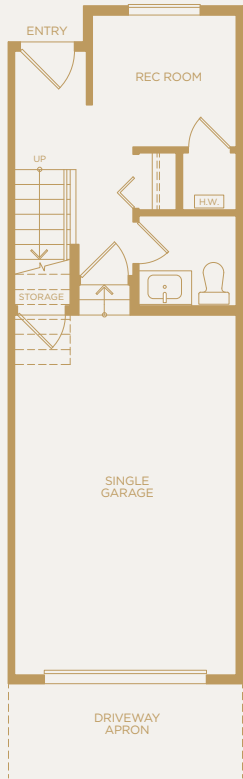
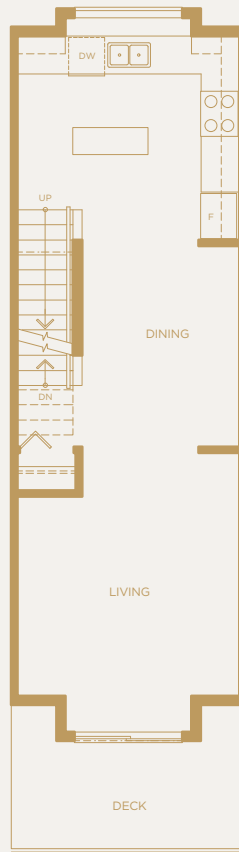


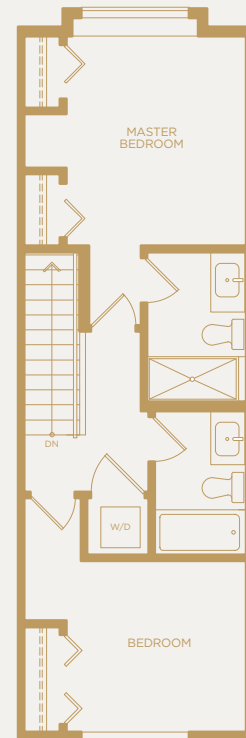
C 2 BEDROOM + REC ROOM · 2.5 BATH · 1253 SQ FT



LOWER LEVEL
215 SQ FT



MAIN LEVEL
514 SQ FT



UPPER LEVEL
524 SQ FT

The developer reserves the right to make modifications and changes to the building design, elevations, dimensions, specifications, features and prices without prior notification. Decks, patios, stairs and windows may vary based on site conditions. All sizes and dimensions are approximate and based on architectural measurements. Reverse and/or mirror plans occur throughout the development. Please see disclosure statement for specific offering once available. E. & O.E.